

Home Learning Log



We'd love to see your creations - why not send us some pictures or videos on Facebook!

Week Commencing: 20.4.20

Art

Draw a self portrait using only 2D and 3D shapes.

☐

Science



Make a parachute and a basket for the egg - don't let the egg smash.

☐

Geography



Draw your route to school as a map.

☐

Create an A to Z of words all linked to our wonder world!

☐

Maths



March like a Roman soldier and chant the multiplication tables. E.g. $1 \times 7 = 7$, $2 \times 7 = 14$

☐

History




Create a family timeline - why not include some images. You could include special events, birthdays etc.

☐

P.E.

Design your own PE lesson, then test it out with whoever you live with.

☐

DT



The items in our house are made from lots of different materials. Can you go on a material hunt around your house. Draw and label the different items and see if you can name the types of materials.

☐

English

Write a diary account of your week.

☐

Reading Strategies


Understanding the word

Word within a word



Are there any words within the word to help you understand it?

Use your memory



Where have you seen the word before?


Read around the word



Ask questions



Use a dictionary



Look at the pictures



Re-read for clarity



Re-read to make sure you have the correct meaning.

Adjust your pacing



Use precision reading to help you understand a word. Slow it down!

Word association

Example Word: *submerge*



I know that submarine is a ship that goes under water, so 'submerge' might mean to be under water.

Reading the word

Special Friends, Fred Talk, Say the Word


Example Word:

fish

Special Friends: sh

Fred Talk: f - i - sh

Say the Word: fish



Look for chunks

Chunk the word up to help you read it.

Example Word: person

person



Look at the pictures



Hop, Skip and Jump

Read to the end then come back.

